

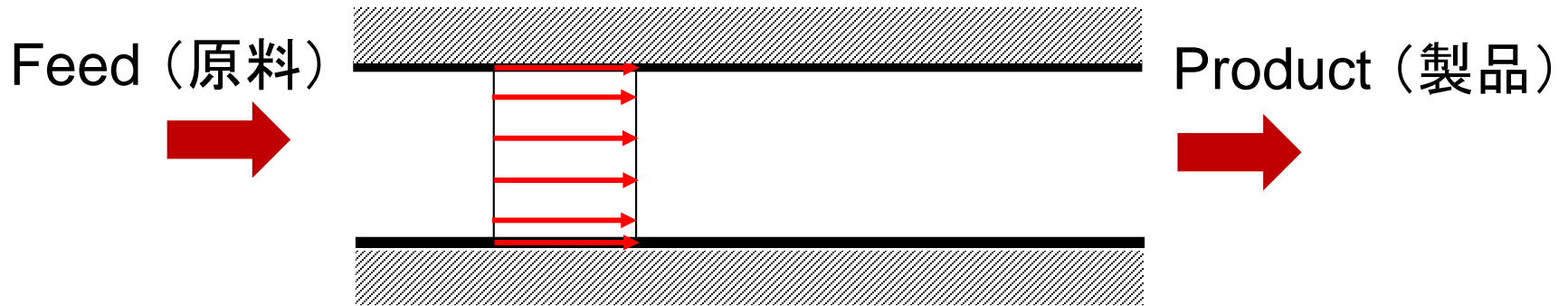
工業反応装置特論

講義時間:6限

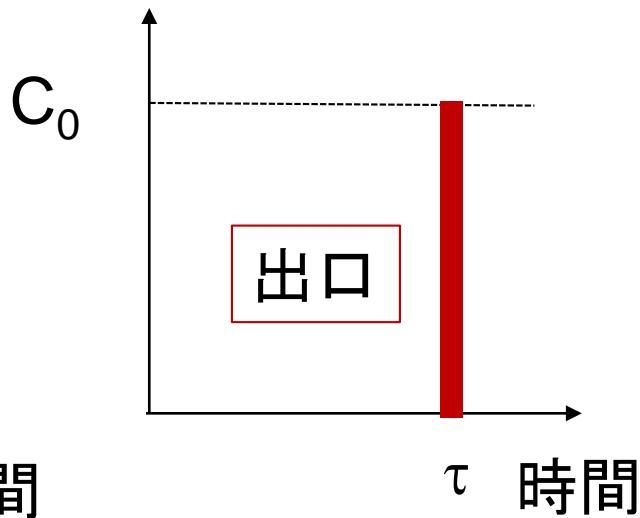
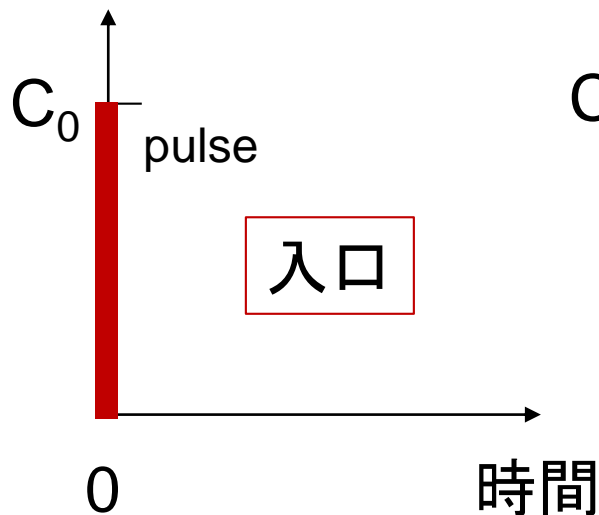
場所 :8-1A

担当 :山村

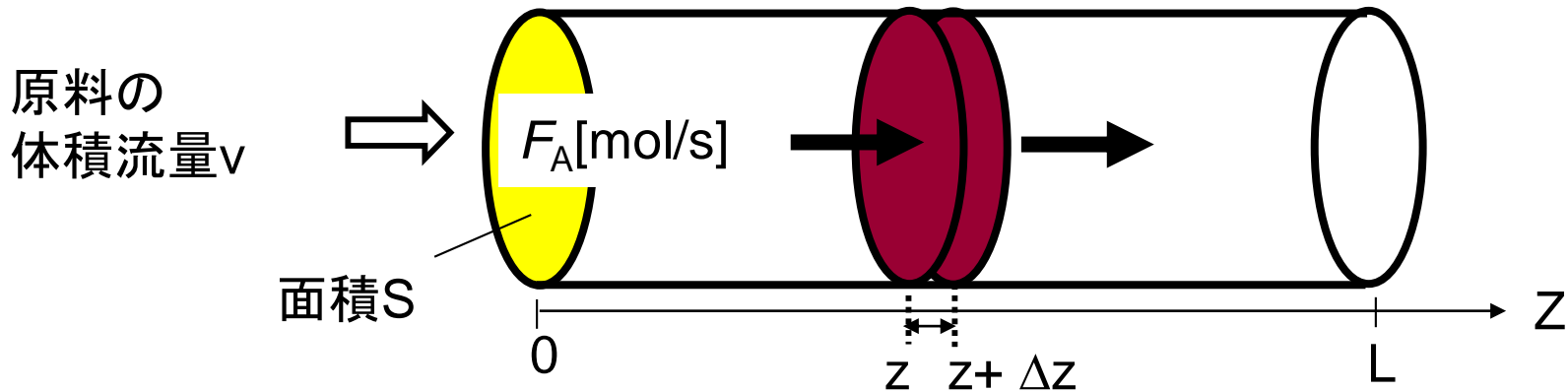
管型反應器(Plug Flow Reactor)



濃度



管型反応器の設計方程式(1)



$Z=z \sim z+\Delta z$ の微小区間で成分Aの物質収支をとる

$$\begin{aligned} \text{モル数の変化} \Delta n_A &= \text{反応による生成量} r_A S \Delta z \Delta t \\ &+ \text{反応器への流入量} F_A \Big|_z \Delta t \\ &- \text{反応器からの流出量} F_A \Big|_{z+\Delta z} \Delta t \end{aligned}$$

管型反応器の設計方程式(2)

両辺を Δt で除すと

$$\frac{\Delta n_A}{\Delta t} = r_A S \Delta z + F_A|_z - F_A|_{z+\Delta z}$$

$\Delta t \rightarrow 0$ の極限をとれば

$$\frac{dn_A}{dt} = r_A S \Delta z + F_A|_z - F_A|_{z+\Delta z}$$

微小区間のモル濃度は $C_A = n_A / \Delta V$ であることに注意して
両辺を $\Delta V = S \Delta z$ で除すと

$$\frac{dC_A}{dt} = r_A + \frac{F_A|_z - F_A|_{z+\Delta z}}{S \Delta z}$$

管型反応器の設計方程式(3)

Δz を十分小さくとれば

$$\frac{F_A|_{z+\Delta z} - F_A|_z}{\Delta z} = \left. \frac{dF_A}{dz} \right|_z$$

従って

$$\begin{aligned} \frac{dC_A}{dt} &= r_A - \left. \frac{1}{S} \frac{dF_A}{dz} \right|_z \\ &= r_A - \left. \frac{dF_A}{dV} \right|_z \end{aligned}$$

定常状態を考えると、 $dC_A/dt=0$ なので

$$0 = r_A - \left. \frac{dF_A}{dV} \right|_z$$

管型反応器の設計方程式(4)

$$r_A = \frac{dF_A}{dV}$$

必要なPFRの体積 V_{PFR} は $V_{PFR} = \int_{F_{A0}}^{F_{Af}} \frac{1}{r_A} dF_A$

CSTRのImpulse応答(1)

設計方程式

$$V \frac{dC_A}{dt} = r_A V + C_{A0} v_0 - C_A v_0$$

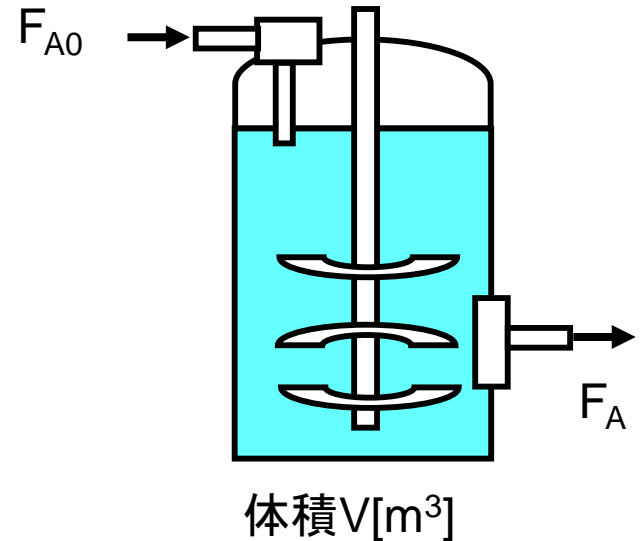
$$t = 0 \text{ で } C_A = C_A^0$$

$$t > 0 \text{ で } C_{A0} = 0, \quad r_A = 0 \text{ (反応無)}$$

$$V \frac{dC_A}{dt} = -C_A v_0$$

滞留時間 $\tau \equiv V / v_0$ より

$$\tau \frac{dC_A}{dt} = -C_A$$

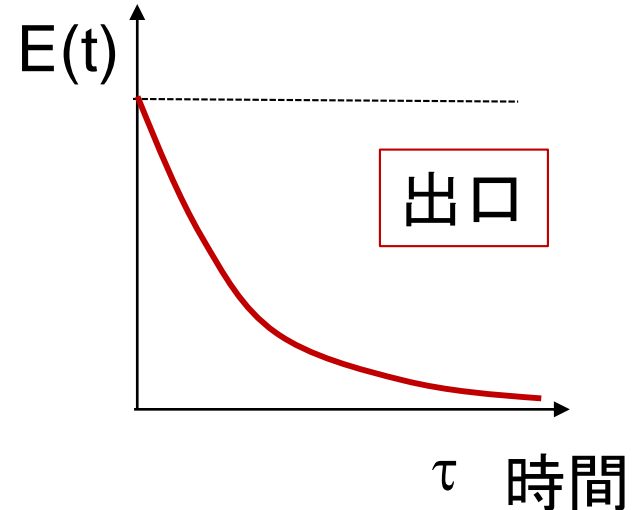


CSTRのImpulse応答(2)

積分すると

$$\int_0^t dt = -\tau \int_{C_{A0}}^{C_A} \frac{1}{C_A} dC_A = -\tau \ln \frac{C_A}{C_{A0}}$$

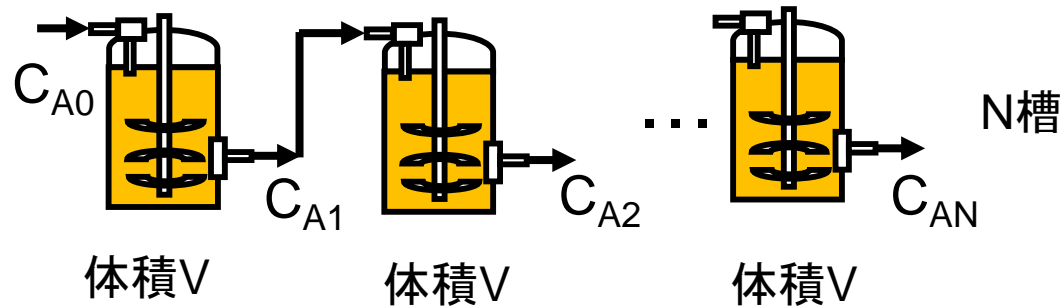
$$\therefore \frac{C_A}{C_{A0}} = \exp(-t / \tau)$$



residence time distribution function, E

$$E \equiv \frac{C_A(t)}{\int_0^{\infty} C_A(t) dt} = \frac{C_{A0} \exp(-t / \tau)}{C_{A0} \int_0^{\infty} \exp(-t / \tau) dt} = \frac{\exp(-t / \tau)}{\tau}$$

直列CSTRのImpulse応答(1)

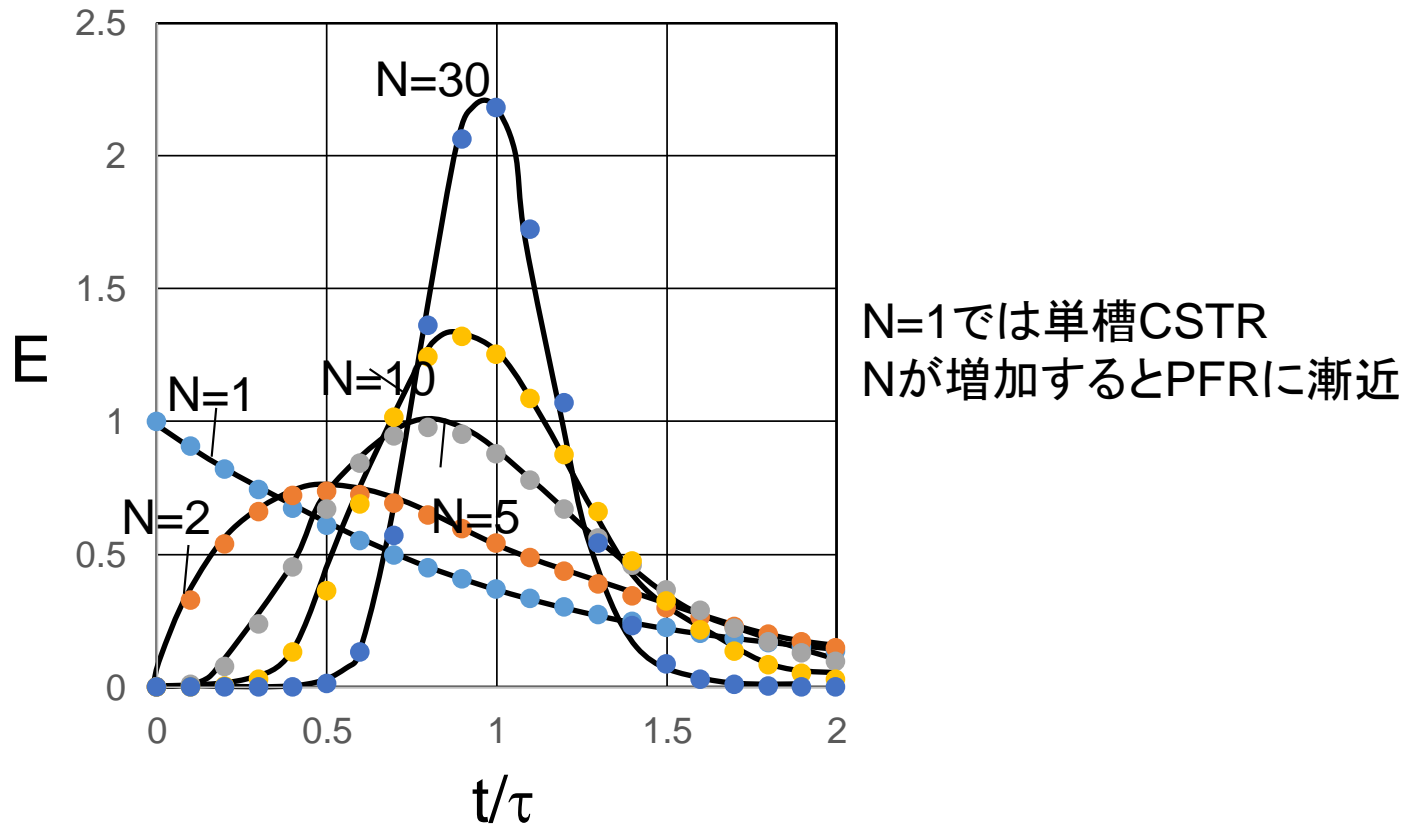


residence time distribution function, E

$$E \equiv \frac{N(Nt / \tau)^{N-1}}{(N-1)!} \exp(-Nt / \tau)$$

$$N = 1 \text{ では } E \equiv \frac{N(t / \tau)^{N-1}}{\tau(N-1)!} \exp(-t / \tau)$$

直列CSTRのImpulse応答(2)



実反応器でインパルス応答実験を行い、
上の曲線にfittingすれば槽数 N が決まる
(槽列モデルとも呼ばれる)

Design a chemical process with two reactors connected in series. We have single reaction, Methyl acetate + water \rightarrow acetic acid + methanol, in each reactor. We supply the feed that contains 26.75 mol/s of water, 0.25 mol/s of Methyl acetate, and 0.025 mol/s of acetic acid into the first reactor. No methanol is included in the feed.

Q1. Show that the parameters below result in “Flow Methyl acetate” of 0.05 mol/s in stream 3.

This corresponds to the conversion of $(0.25-0.05)/0.25=0.8$, namely 80% of Methyl acetate in the feed is converted into products.

Q2. Determine pairs of volumes of the CSTR/PFR reactors that satisfy “Flow Methyl acetate” of 0.05 mol/s in stream 3. Calculate the total reactor volume ($V_{\text{CSTR}}+V_{\text{PFR}}$) against the volume of CSTR and show that the total volume shows a minimum at a critical V_{CSTR} .

Q3. Switch the CSTR and PFR at the same volumes and conditions in Q2. Show that the “Flow Methyl acetate” becomes larger than 0.05 mol/s in product stream, namely more unreacted ethyl acetate remains in the system when we use PFR first and then CSTR reactors.

1. Material selection

setting-property packages-add-TEA-select-New-Model set: Peng Robinson-add-filter-Methyl acetate-OK-add-filter-water-OK-add-filter-acetic acid-OK-add-filter-methanol-OK-OK-

2. Reactor/Reaction selection

Reaction packages-add-CORN Reaction Package Manager-select-New-New Reaction Packages-Edit-Compounds-Add-From material template-default-OK-check H2O-check filter-Methyl acetate-check acetic acid-OK-check methanol-OK-Reactions-Create-rxn1-OK-Stoich-"-1"(water)- "-1"(Methyl acetate)- "-1"(acetic acid)-"-1"(methanol)-Rate-1.e-6*C("Methyl acetate")*C("Acetic acid)-Phase-Liquid-OK-

3. CSTR

Insert Unit Operations-Reactors-CSTR-select-Edit unit operation-Isotherml 298.15K-Reactor-Reactor volume 1.62 m³-Reactions-add-rnx1

4. PFR

Insert Unit Operations-Reactors-PFR-select-Edit unit operation-Reactor-Reactor length 1 m- Reactor diameter 1.128 = $(4/\pi)^{1/2}$ m - Enthalpy-constant temperature 298.15K-Reactions-add-rnx1

5. Feed

Insert stream-Edit/view streams-0.1013 MPa-25 C-Compound flows-Water-26.75 mol/s-Methyl acetate-0.25 mol/s-Acetic acid 0.025 mol/s-Methanol 0 mol/s-

6. Stream 2 and 3

Insert stream-Edit/view streams 0.1013 MPa-25 C

7. solve(F5)